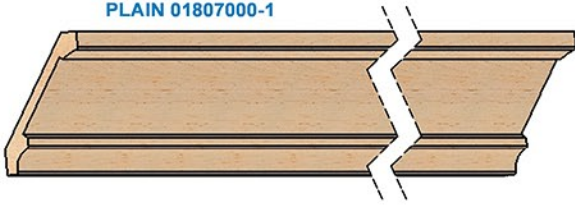
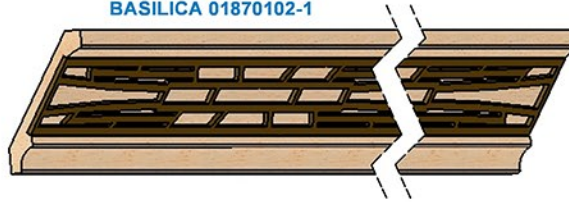


QUICK REFERENCE FOR CROWN MOULDING & 2.25" METAL FINISH INSERT SETS

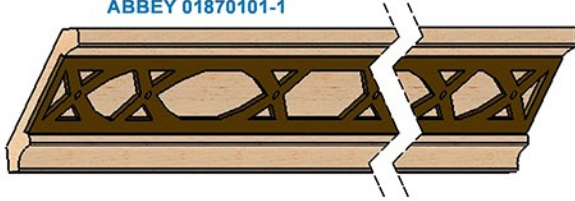
PLAIN 01807000-1



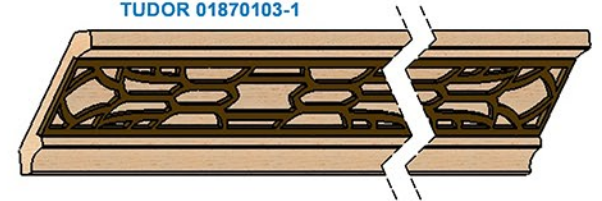
BASILICA 01870102-1



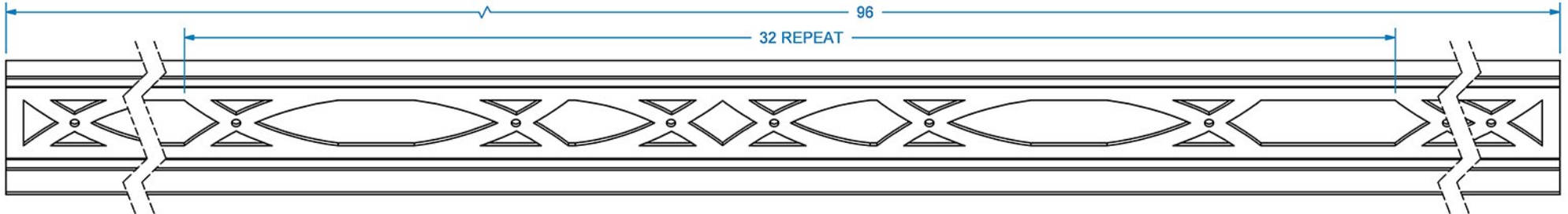
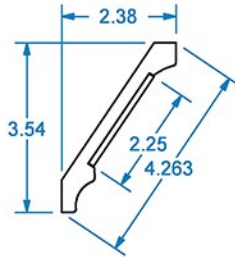
ABBEY 01870101-1



TUDOR 01870103-1



INSERTS SHIPPED LOOSE FOR EASY FINISHING OF MOULDING.



Designs of distinction
by Brown Wood, Inc.
est. 1998

REVISION HISTORY		
REV	REV DATE	DESCRIPTION

TOLERANCES	
WIDTH	± .03125"
THICKNESS	± .03125"
LENGTH	± .0625"
ANGULAR	± x.x°
PROFILE	± x.xxx"
Use General Tolerances Unless Noted	

MATERIALS AND FINISHES
PLEASE VISIT OUR WEBSITE FOR A COMPLETE LIST.
www.brownwoodinc.com
1-800-328-5858
AVAILABLE INSERT FINISHES
(RB) REFINED BRONZE (SN) SATIN NICKEL
(WR) WROUGHT IRON
Do not scale. Use dimensions only. All dimensions are in inches unless noted

TITLE: CROWN MOULDING & 2.25" ABBEY INSERT SET	
NOMINAL SIZE 2.38" X 3.54" X 96"	
DWG #: 01870101-1	REV: A
DATE: 10/31/2017	SCALE: 1:4