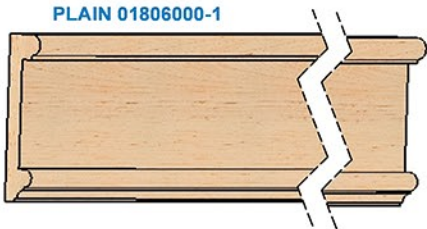
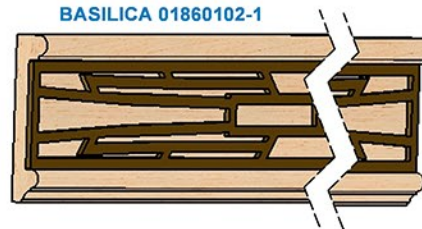


QUICK REFERENCE FOR FLAT PANEL MOULDING & 2.25" METAL FINISH INSERT SETS

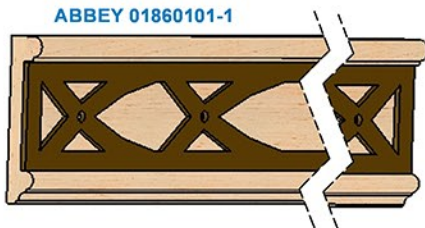
PLAIN 01806000-1



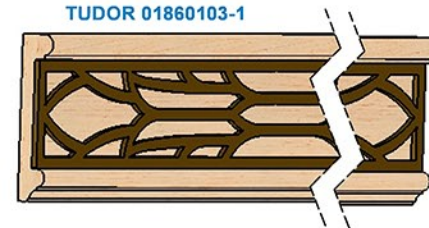
BASILICA 01860102-1



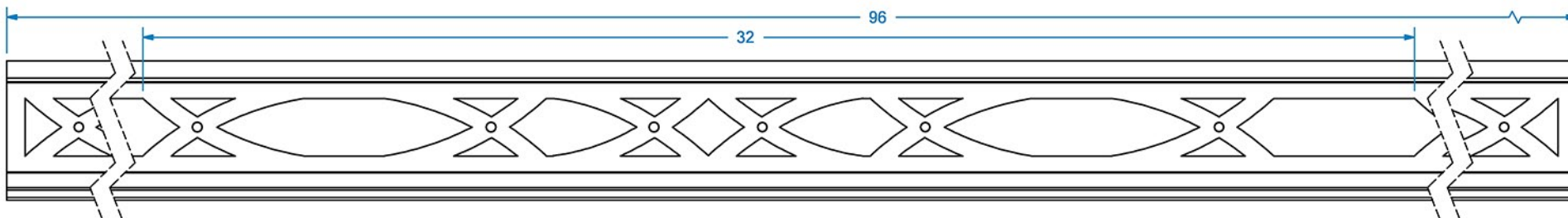
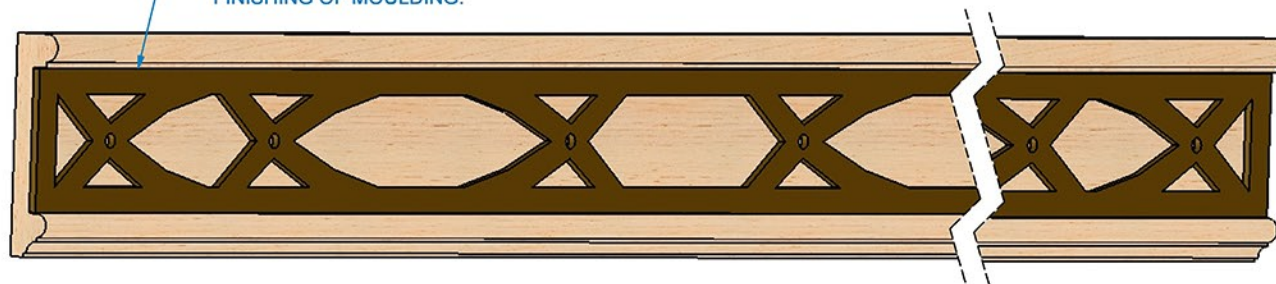
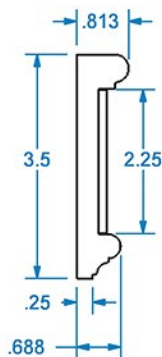
ABBEY 01860101-1



TUDOR 01860103-1



INSERTS SHIPPED LOOSE FOR EASY FINISHING OF MOULDING.



REVISION HISTORY		
REV	REV DATE	DESCRIPTION

TOLERANCES	
WIDTH	± .03125"
THICKNESS	± .03125"
LENGTH	± .0625"
ANGULAR	± x.x°
PROFILE	± x.xxx"
Use General Tolerances Unless Noted	

MATERIALS AND FINISHES	
PLEASE VISIT OUR WEBSITE FOR A COMPLETE LIST. <a href="http://www.brownwoodinc.com">www.brownwoodinc.com</a> 1-800-328-5858	
AVAILABLE INSERT FINISHES	
(RB) REFINED BRONZE	(SN) SATIN NICKEL
(WR) WROUGHT IRON	
Do not scale. Use dimensions only. All dimensions are in inches unless noted	

TITLE: FLAT PANEL MOULDING & 2.25" ABBEY INSERT SET	
NOMINAL SIZE 3.5" X .813" X 96"	
DWG #: <b>01860101-1</b>	REV: A
DATE: 10/31/2017	SCALE: 1:4