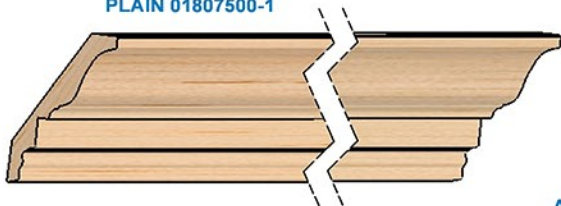


QUICK REFERENCE FOR CROWN MOULDING & .75" METAL FINISH INSERT SETS

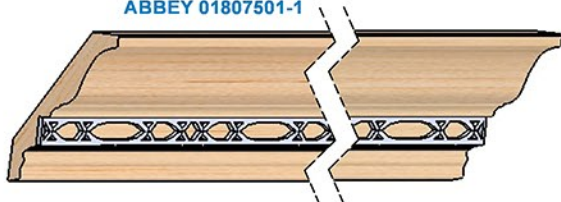
PLAIN 01807500-1



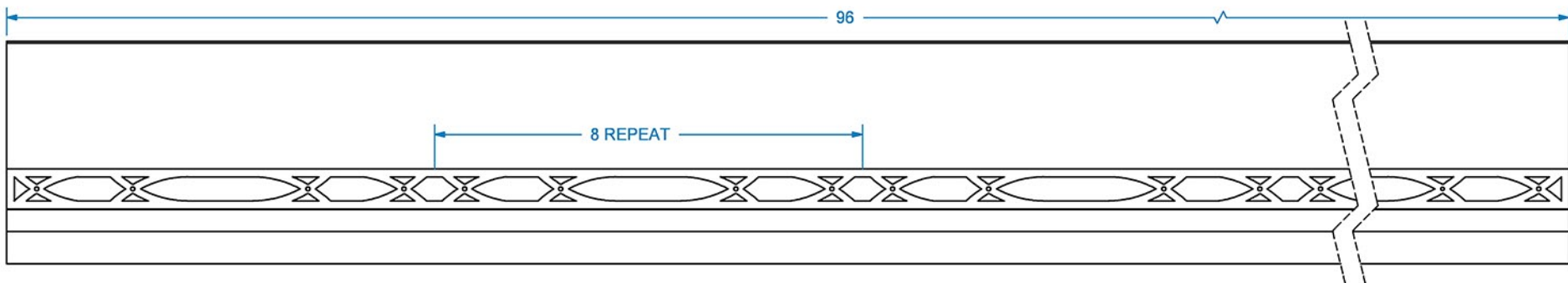

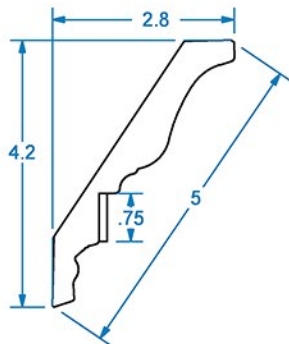
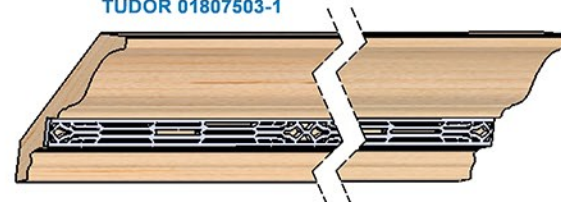
BASILICA 01807502-1



ABBEEY 01807501-1



TUDOR 01807503-1



Designs of distinction
by Brown Wood, Inc.
est. 1998

REVISION HISTORY		
REV	REV DATE	DESCRIPTION

TOLERANCES	
WIDTH	± .03125"
THICKNESS	± .03125"
LENGTH	± .0625"
ANGULAR	± x.x°
PROFILE	± x.xxx"
Use General Tolerances Unless Noted	

MATERIALS AND FINISHES	
PLEASE VISIT OUR WEBSITE FOR A COMPLETE LIST. www.brownwoodinc.com 1-800-328-5858	
AVAILABLE INSERT FINISHES	
(RB) REFINED BRONZE	(SN) SATIN NICKEL
(WR) WROUGHT IRON	
Do not scale. Use dimensions only. All dimensions are in inches unless noted	

TITLE: CROWN MOULDING & .75" ABBEEY INSERT SET	
NOMINAL SIZE 2.8" X 4.2" X 96"	
DWG #: 01807501-1	REV: A
DATE: 10/31/2017	SCALE: 1:3