
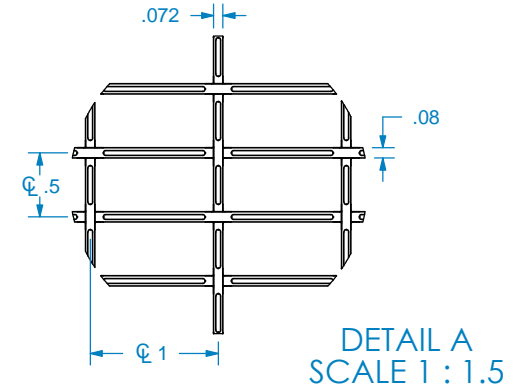

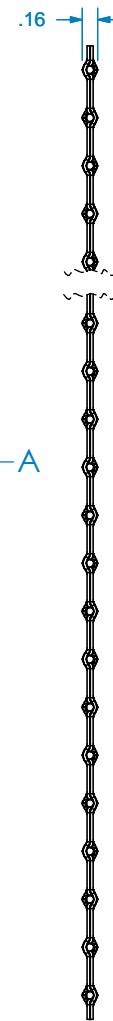
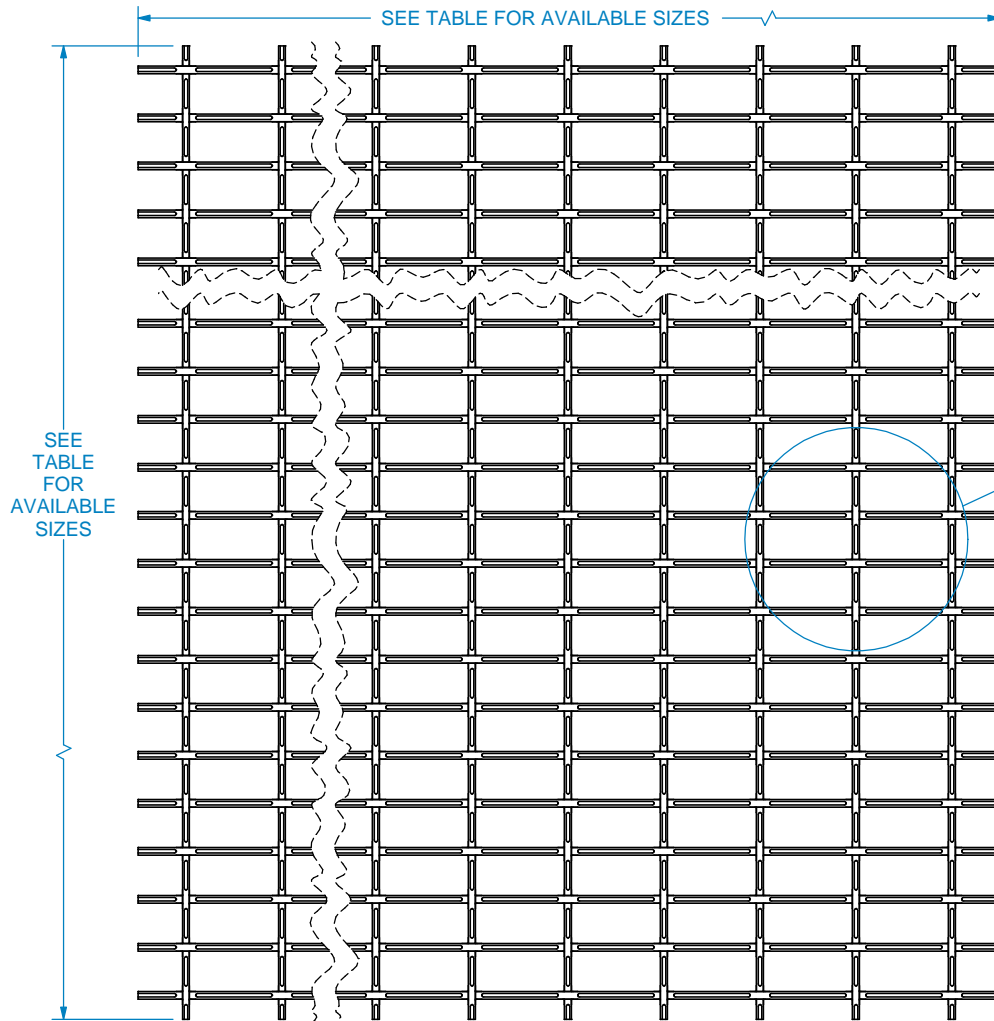


NAME	PART NUMBER	SIZE
1" FLAT STRAIGHT WEAVE MESH	013648MD11-1	36 X 48
1" FLAT STRAIGHT WEAVE MESH	013624MD11-1	36 X 24
1" FLAT STRAIGHT WEAVE MESH	011848MD11-1	18 X 48
1" FLAT STRAIGHT WEAVE MESH SAMPLE	01SMPLMD11-1	4 X 4



REVISION HISTORY		
REV	REV DATE	DESCRIPTION

TOLERANCES	
WIDTH	± .03125"
THICKNESS	± .03125"
LENGTH	± .0625"
ANGULAR	± x.x°
PROFILE	± x.xxx"
Use General Tolerances Unless Noted	

MATERIALS AND FINISHES
PLEASE VISIT OUR WEBSITE FOR A COMPLETE LIST. <b>www.brownwoodinc.com</b> 1-800-328-5858
NOTES:
Do not scale. Use dimensions only. All dimensions are in inches unless noted

TITLE: 1" FLAT STRAIGHT WEAVE MESH	
NOMINAL SIZE 36" X .16" X 48"	
DWG #: 013648MD11-1	REV:
DATE: 1/12/2019	SCALE: 1:2