

QUICK REFERENCE FOR NOUVEAU ISLAND COLUMNS

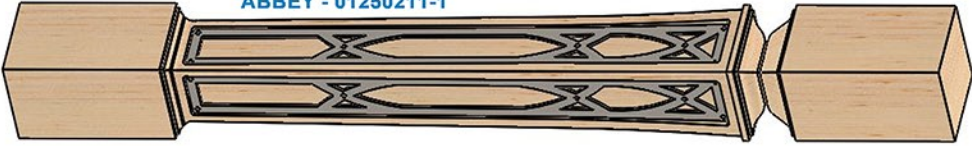
PLAIN - 01250210-1



BASILICA - 01250212-1



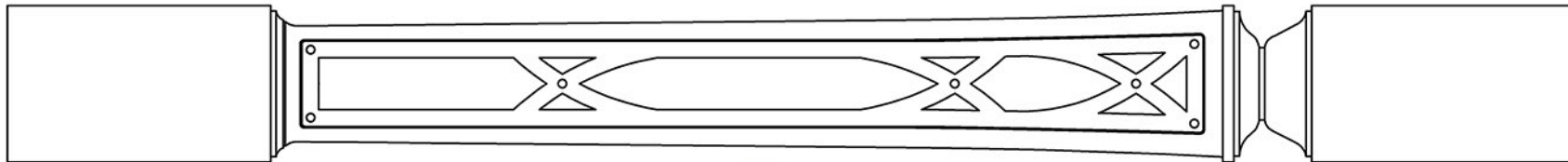
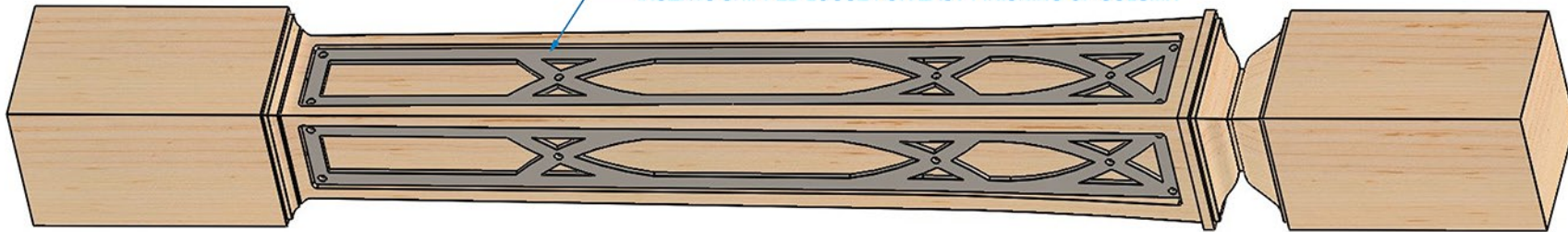
ABBEY - 01250211-1



TUDOR - 01250213-1



INSERTS SHIPPED LOOSE FOR EASY FINISHING OF COLUMN



5.906

23.344

6

35.25

5.906

23.344

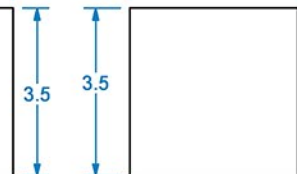
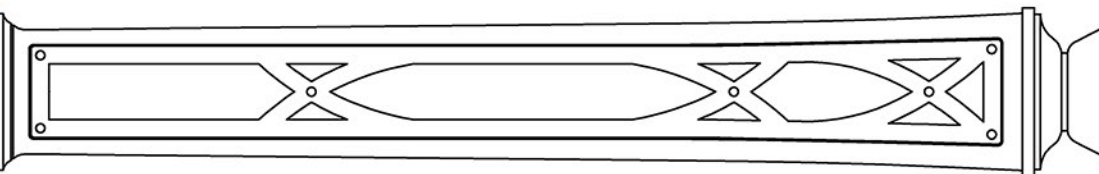
6

35.25

3.5

3.5

3.5



REVISION HISTORY

REV	REV DATE	DESCRIPTION

TOLERANCES

WIDTH	± .03125"
THICKNESS	± .03125"
LENGTH	± .0625"
ANGULAR	± x.x°
PROFILE	± x.xxx"
Use General Tolerances Unless Noted	

MATERIALS AND FINISHES

PLEASE VISIT OUR WEBSITE FOR A COMPLETE LIST.
www.brownwoodinc.com
 1-800-328-5858
 AVAILABLE INSERT FINISHES
 (RB) REFINED BRONZE (SN) SATIN NICKEL
 (WR) WROUGHT IRON
 Do not scale. Use dimensions only. All dimensions are in inches unless noted

TITLE: ABBEY NOUVEAU ISLAND COLUMN

NOMINAL SIZE
 3.5" X 3.5" X 35.25"

DWG #: **01250211-1** REV: A

DATE: 10/17/2017 SCALE: 1:4